










The Whinless Down Academy Art Curriculum

Year	Term 1	Term 2	Term 3	Term 4	Term 5	Term 6
1	<p>Me, Myself and I Self-portraits – Artist Study – Pablo Picasso To learn about the work of a range of artists, craft makers and designers, describing the differences and similarities between different practices and disciplines, and making links to their own work</p>	<p>Spectacular Seasons Seasonal art – using nature’s resources to create pictures and sculptures. Artist Study – David Hockney and Andy Goldsworthy - To learn about the work of a range of artists, craft makers and designers, describing the differences and similarities between different practices and disciplines, and making links to their own work</p>		<p>Amazing Animals Children to use printing techniques to create texture and pattern. To use a range of materials creatively to design and make products</p> 	<p>Precious Plants Exploring the art of Vincent Van Gogh and creating own sunflower. Observational drawings of plants.</p> 	
2		<p>Explorers Pupils use drawing and painting techniques to recreate famous landscape style paintings – Artist Study - Monet, Turner and Constable.</p>	<p>The Great Fire of London Pupils use sketching and charcoal techniques to draw scenes for the Great Fire of London.</p> 			<p>Pupils learn about art from different cultures around the world, and create their own replicates.</p> <p>To use drawing, painting and sculpture to develop and share their ideas, experiences and imagination</p>
3	<p>Sketching rocks and fossils using a range of mediums. Printing/line making. Make a print using the design/pattern of a fossil.</p> <p>To create sketch books to record their observations and use them to review and revisit ideas</p> 		<p>How has Science inspired Art? Children to study artists who have been inspired by Science and create discuss the theme of ‘inspiration’. To learn about great artists, architects and designers in history</p> 		<p>Stone Age to Iron Age Children to study cave paintings. Can the children make links with art they’ve seen on walls before, e.g. graffiti, chalk pictures at the beach or the work of Banksy? They begin to understand that this type of art is typically used to send, or record a message. Artist study – Banksy To improve their mastery of art and design techniques, including drawing, painting and sculpture with a range of materials.</p>	<p>Artist study, nature as an inspiration colour wheel – Rebecca Vincent – Woodland inspiration. Use imagination to create their own canvas with the title ‘The Enchanted Woodland’. To learn about great artists, architects and designers in history</p>
4	<p>Pupils will develop the artist technique of mosaics, including developing their control and creativity. To improve their mastery of art and design techniques, including drawing, painting and sculpture with a range of materials.</p>		<p>Pupils will improve their mastery of sculpture in the medium of clay – they will make an Eye of Horus from clay Water colour or tie dye sheet. To improve their mastery of art and design techniques, including drawing, painting and sculpture with a range of materials [for</p>	<p>What is the future of art? Study a range of illustrators and animators with electricity or sound as a theme. Create own piece of artwork inspired by the art studied. To learn about great artists, architects and designers in history- Create a piece of digital art.</p>	<p>Looking at local Artists that use objects collected off local beaches. Pupils learn to evaluate images and discuss preferences and dislikes. Make close observations and discuss artistic techniques Use a range of drawing techniques and apparatus</p>	

The Whinless Down Academy Art Curriculum

			<i>example, pencil, charcoal, paint, clay]</i>			
5	<p>Marbling and charcoal lunar landscapes Improve their mastery of art and design techniques, including painting and sculpture with a range of materials (for example, clay, paint) Learn about great artists, architects and designers in history.</p>	<p>Water colours Light reflections Dover Rivers Improve their mastery of art and design techniques, including painting and sculpture with a range of materials (for example, clay, paint) Learn about great artists, architects and designers in history.</p>			<p>Pupils will create a piece of art in response to the illustrations in the Highwayman story.</p> <p>Art in RE - Geometric art in mosques. To learn about great artists, architects and designers in history</p>	
6	<p>Look at examples of Picasso's artwork. Use pastels to sketch in the sketchbook.</p> <p>To create sketch books to record their observations and use them to review and revisit ideas</p> 	<p>Observational drawings of horses in sketchbooks. Silhouette art of horses in battle, developing skills brushstroke skills using watercolours. Creating poppies. Sculpting clay poppies. Visit memorial in Folkestone.</p> <p>To improve their mastery of art and design techniques, including drawing, painting and sculpture with a range of materials.</p> 		<p>Use of a range of medium to create different effects. Creating silhouettes to show London in the Blitz. Building on brush technique with watercolours in Term 1, and creating detail with pastels.</p> 	<p>To learn about great artists, architects and designers in history</p> <p>Children to study a range of artists who overcame adversity to inspire an art project.</p> <p>How do we communicate through art?</p>  <p>Art installation project.</p>	